



Vibrant
ZAMPEN



BUILDING A FUTURE-READY **ZAMBOANGA CITY**

Potential and role of Zamboanga City in enhancing Zamboanga Peninsula's competitiveness

08 May 2024

PEDRO RUFO N. SOLIVEN

Chairperson, Economic Development Committee of Regional
Development Council (RDC) IX and
RDC IX Private Sector Representative for Zamboanga City

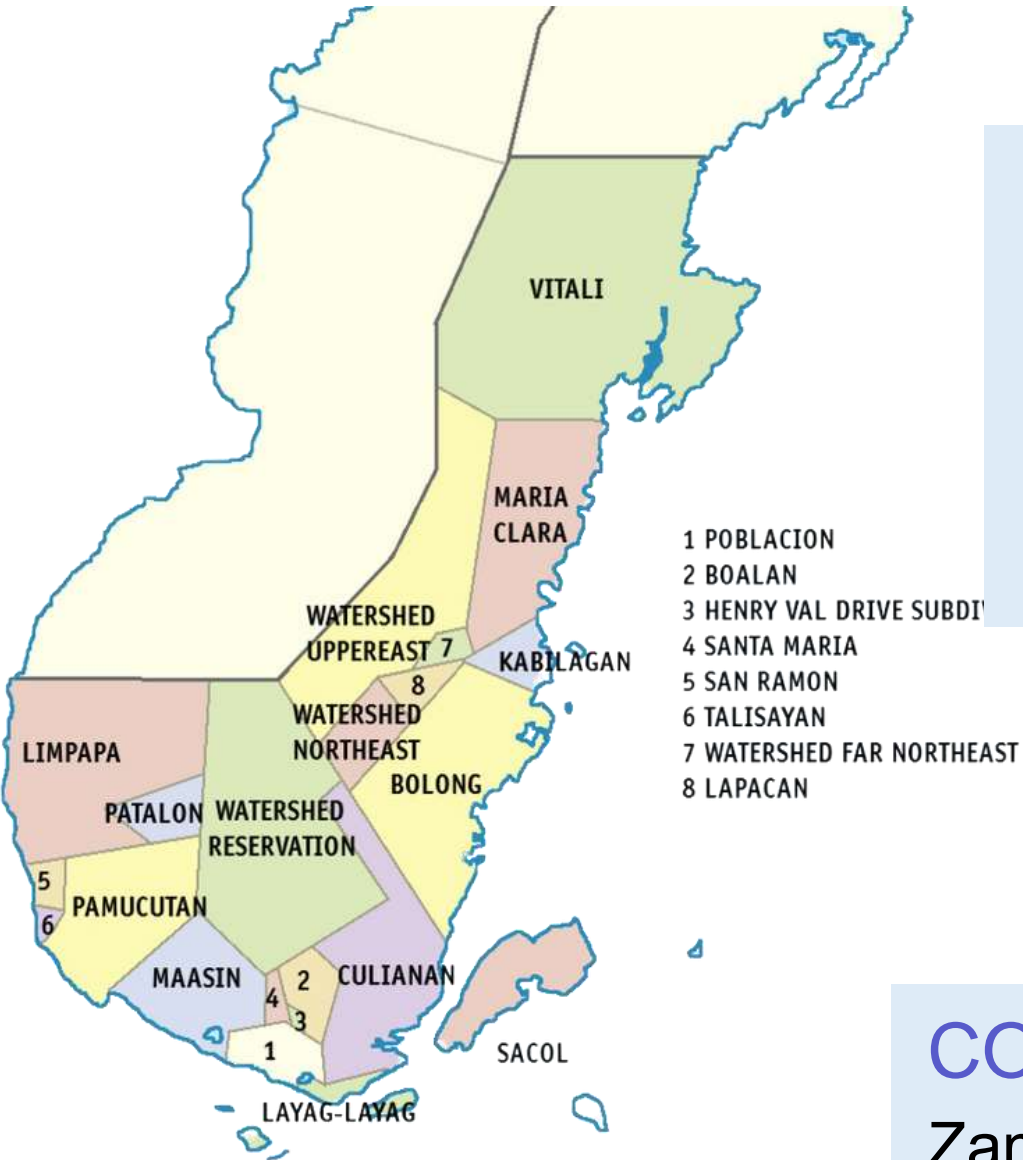


PRESENTATION OUTLINE

- I. Overview of Zamboanga Peninsula and Zamboanga City
- II. Geographical Advantage
- III. Role of Zamboanga City to Zamboanga Peninsula's Economy
- IV. Opportunities: Economic, Education, Infrastructure Development
- V. Way Forward/ Sustainability Initiatives

I. OVERVIEW OF ZAMBOANGA PENINSULA AND ZAMBOANGA CITY

Province / City	Population 2020	Average Annual Growth
Zamboanga del Norte	1,047,455	0.74
Zamboanga del Sur	1,050,668	0.82
Zamboanga Sibugay	699,840	1.19
Isabela City	112,788	3.10

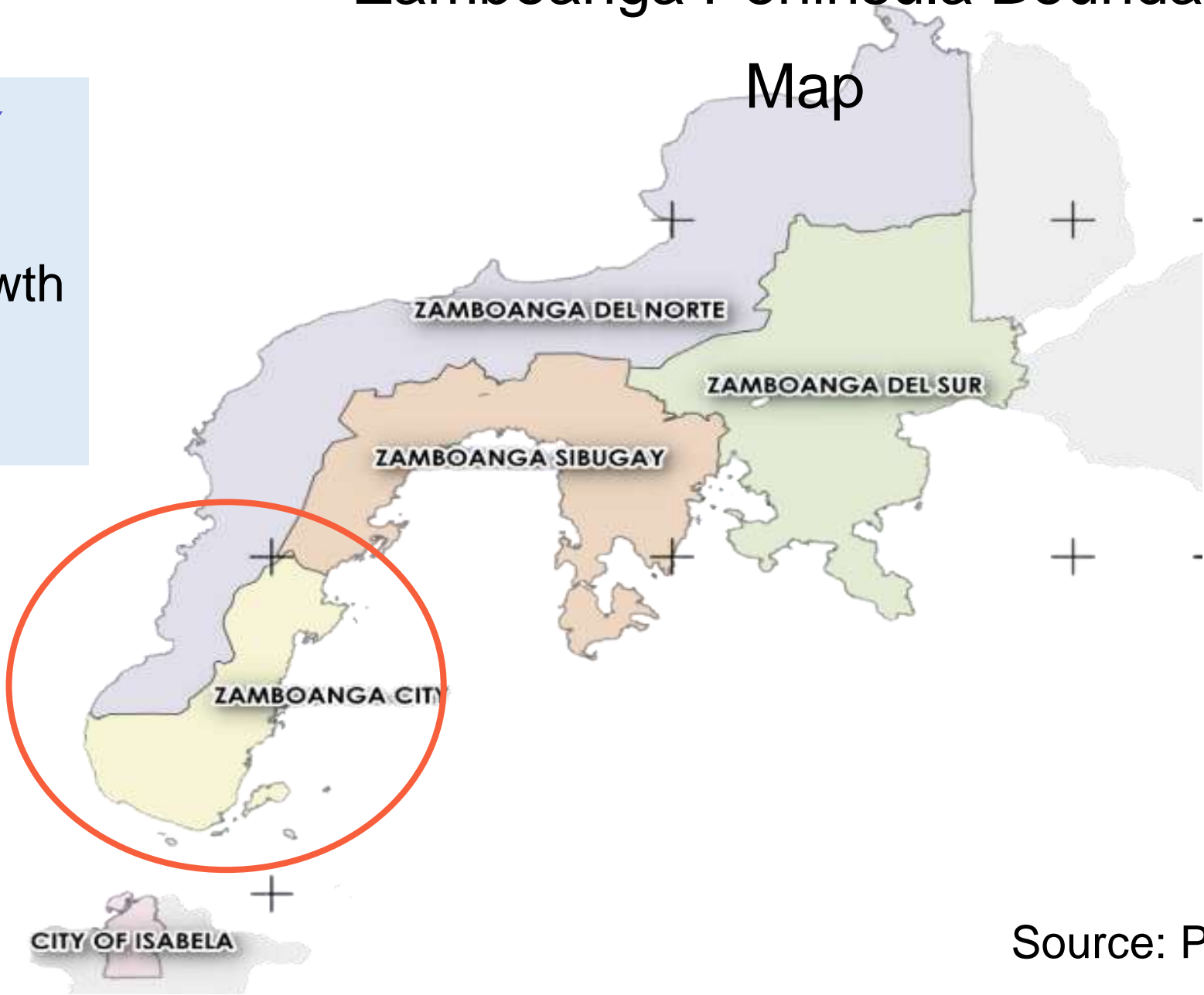


Zamboanga City

ZAMBOANGA CITY
 Total Population: 977, 234
 Ave. Annual Population Growth Rate: 2.68 %
(as of 2020)

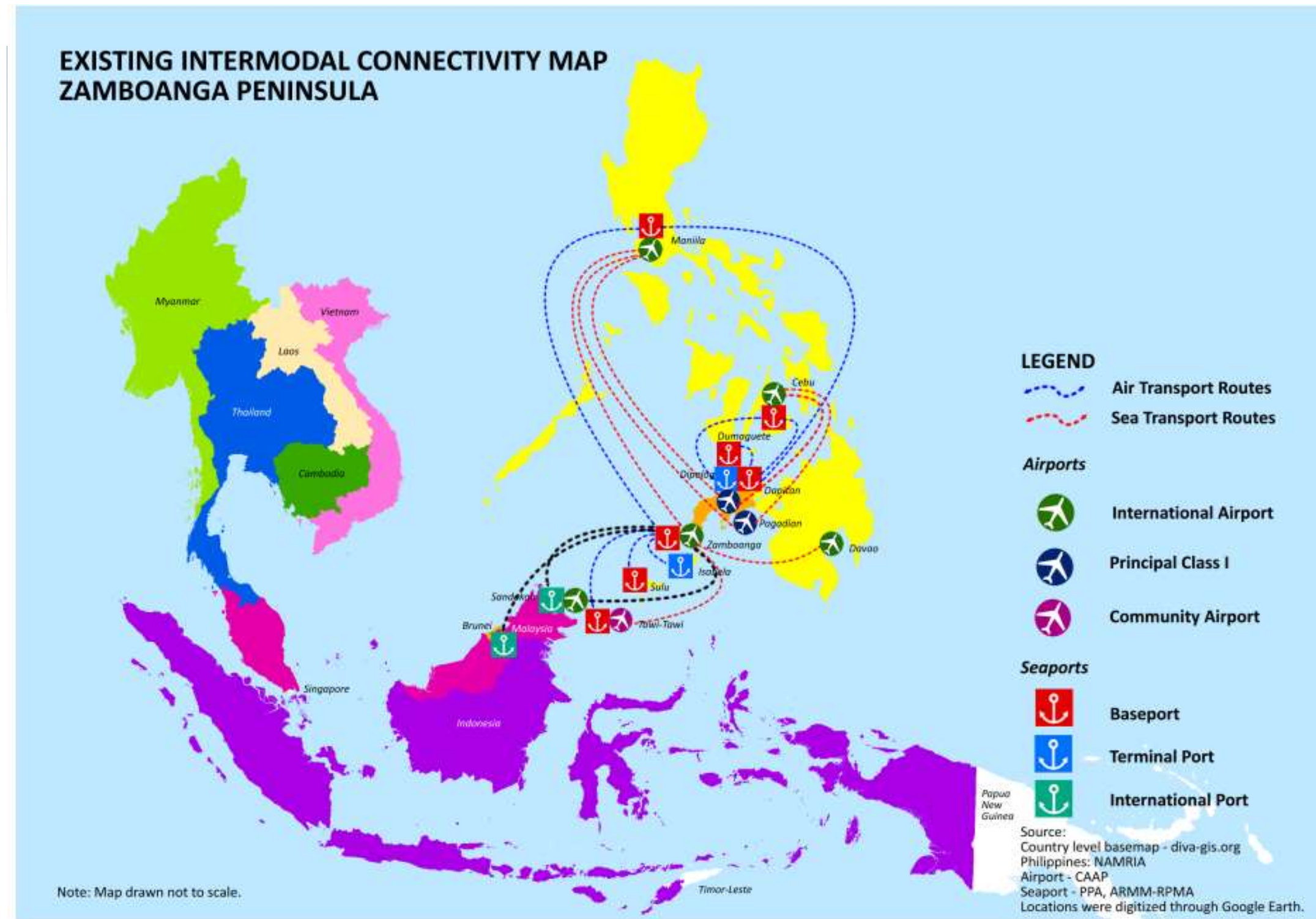
COASTLINE
 Zamboanga City's coastline:
311.18 km

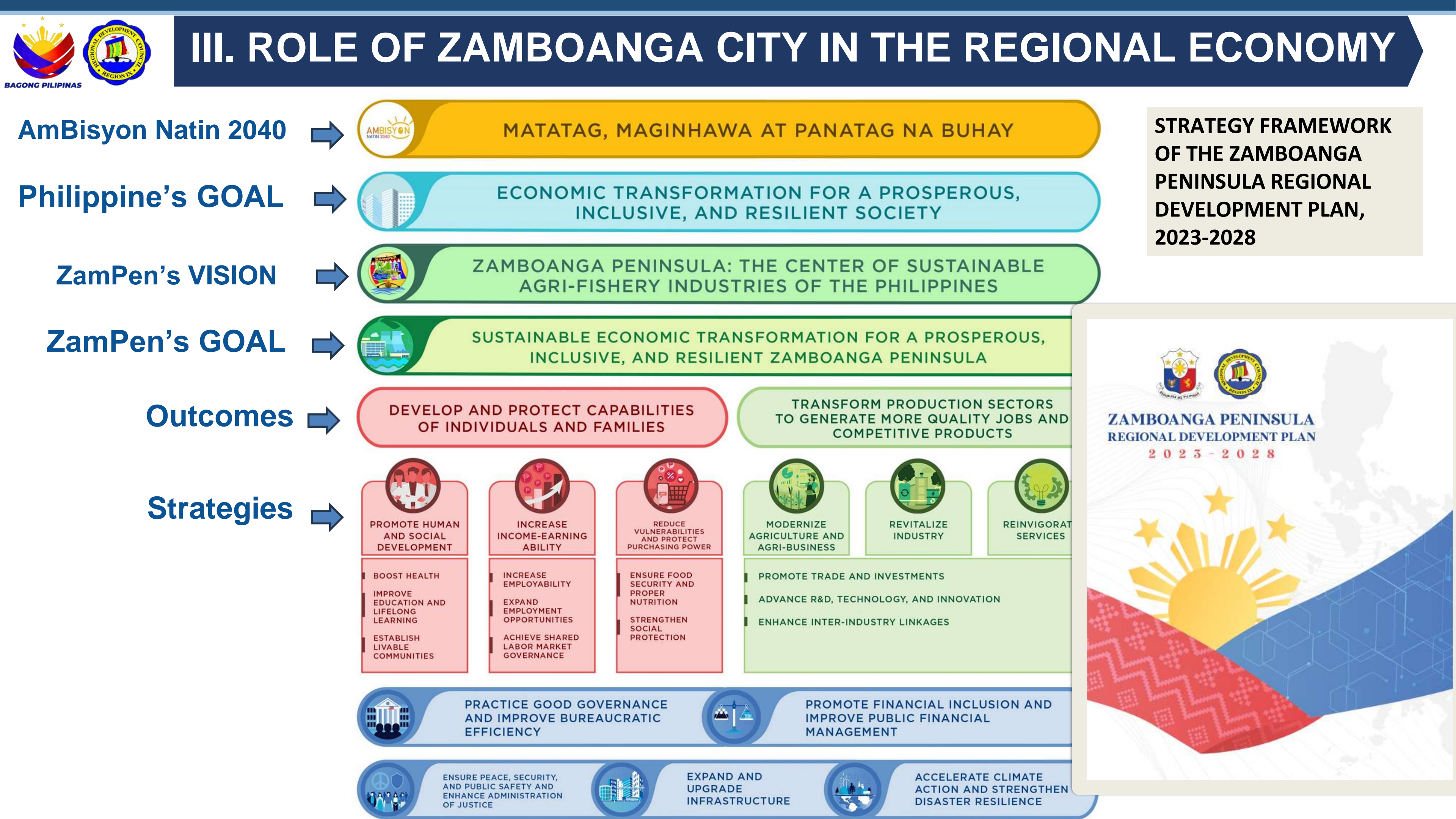
Zamboanga Peninsula Boundary Map



II. Geographical Advantage

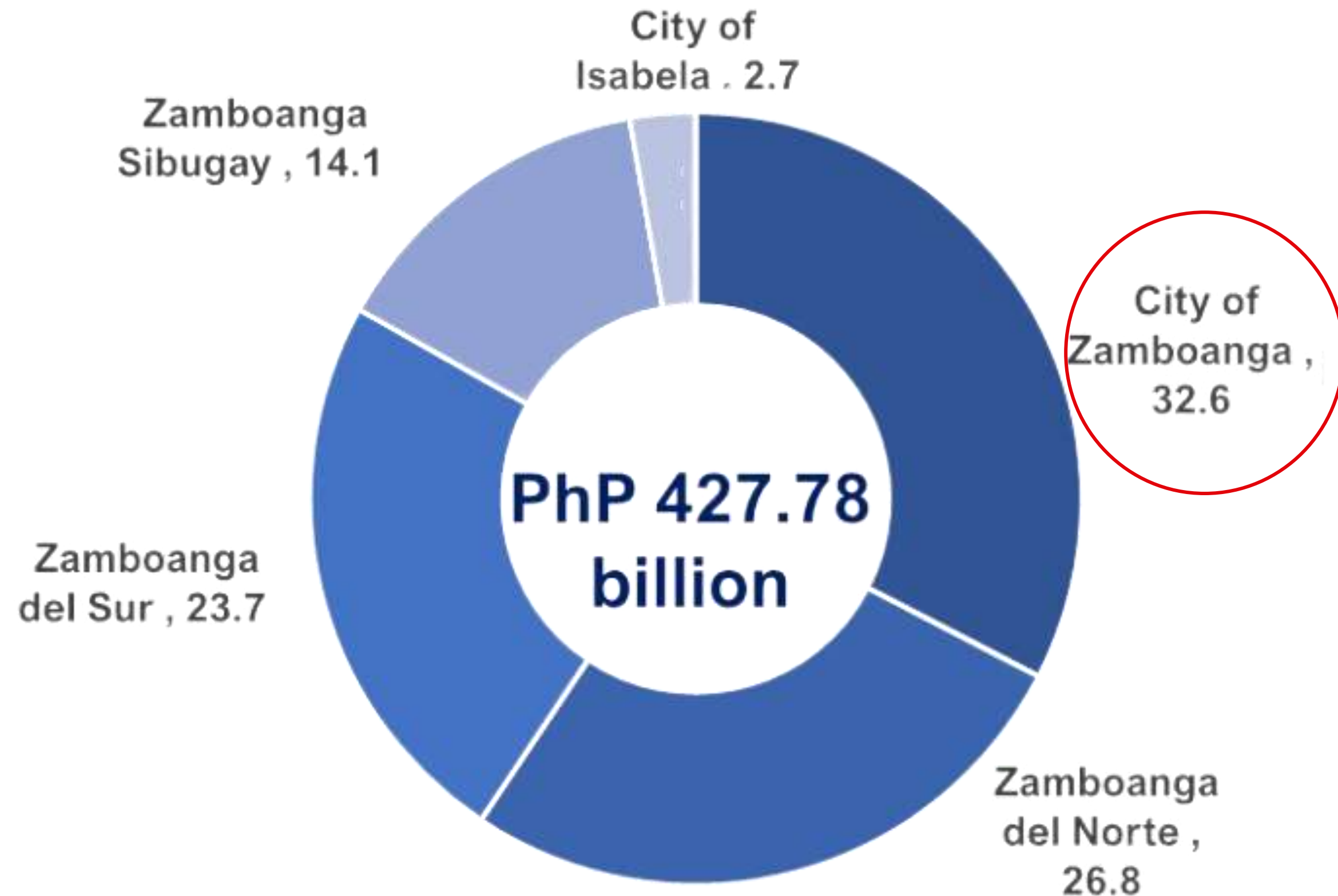
COMMERCIAL AND INDUSTRIAL CENTER OF ZAMBOANGA PENINSULA





III. ROLE OF ZAMBOANGA CITY IN THE REGIONAL ECONOMY

GRDP of Zamboanga Peninsula, by Province/HUC,
Annual 2022, at Constant 2018 Prices (in percent)



III. ROLE OF ZAMBOANGA CITY IN THE REGIONAL ECONOMY

Annual GDP of Zamboanga City, 2019 to 2022
Levels (in Billion PhP) and
Growth Rates (in Percent)
At 2018 Constant Prices



Percent Share of Industries to GDP of Zamboanga City,
Annual 2022, at Constant 2018 Prices



IV. OPPORTUNITIES: ECONOMIC



12 sardine canning factories

Percent Share of Zamboanga
City to the Total Volume of
Production of ZamPen for
selected commodities



Commodity	Share to regional total
Coconut (with husk)	10% (2022)
Banana	26% (2022)
Mango	24% (2022)
Bali Sardinella (Tamban)	92% (2021)
Seaweeds	26% (2021)

Source of basic data: PSA

ZAMBOECOZONE

Mandates of ZAMBOECOZONE,
among others:



to attract and promote productive
foreign investments; and to
enhance the benefits to be
derived from the
ZAMBOECOZONE in order to
promote the economic and social
development of the City of
Zamboanga and its surrounding
areas

IV. OPPORTUNITIES: EDUCATION

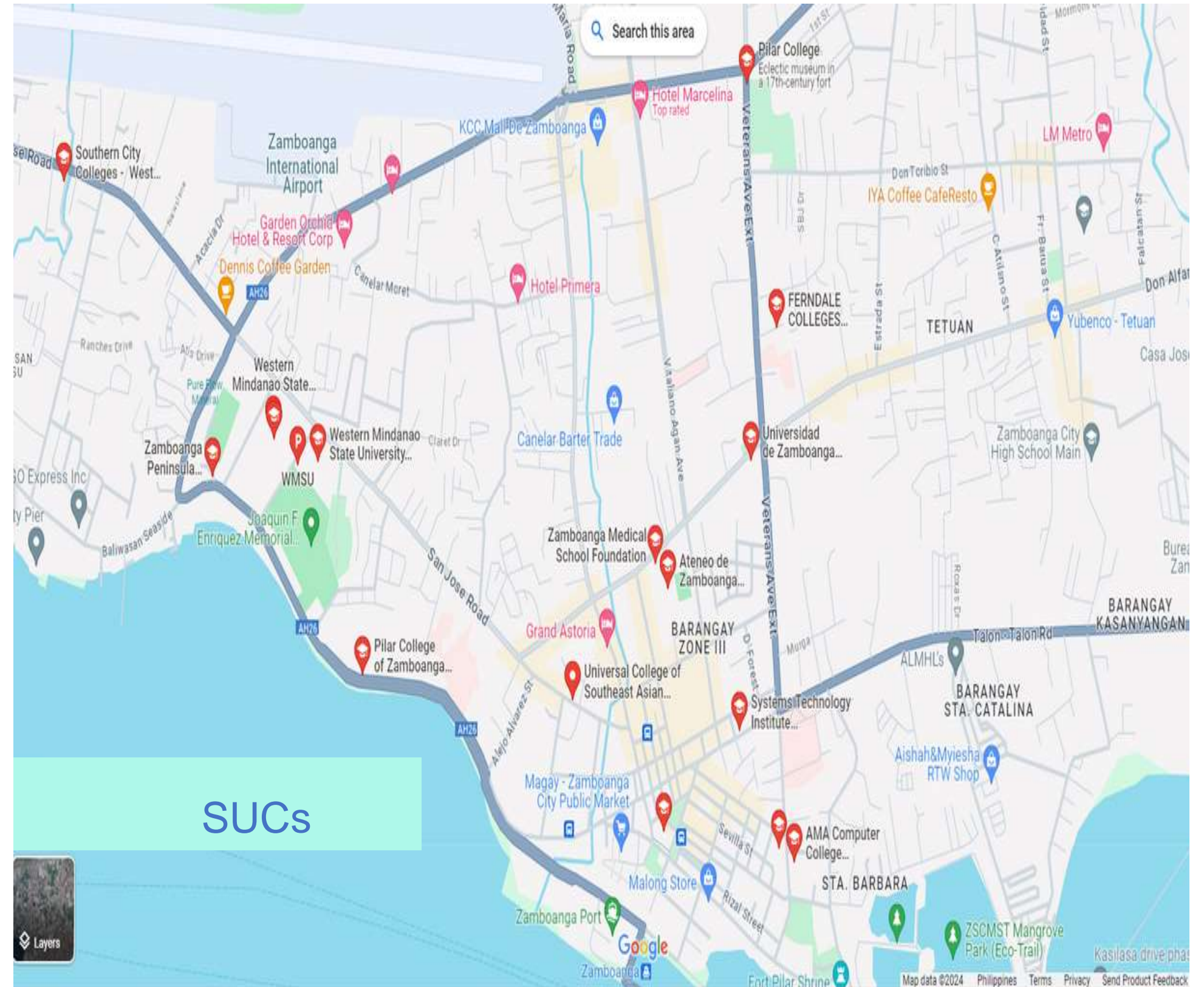
Educational Landscape

3 SUCs

1 LUC

15 PHEIs

51 TESDA-Accredited Schools



IV. OPPORTUNITIES: INFRASTRUCTURE

Air Transportation

Zamboanga International Airport
Passenger Throughput (2022)

Incoming: 467,721
Departure: 476,485

Source: ZamPen RDR 2022

Sea Transportation

Port of Zamboanga
Number of passengers (2022)
Incoming/Outgoing: 3,226,933
Number of vessels which called at the Zambo. Port (2022)- 11,085

Source: ZamPen RDR 2022

Land Transportation: Road Networks

Source: RBIA Database

Unit of Measure: kilometer (km)

DEO / Functional Classification / Road Name / Road Number	Paved		Paved Total	Unpaved		Unpaved Total	Grand Total
	Concrete	Asphalt		Gravel	Earth		
Region IX							
Zamboanga City DEO	155.41	69.63	225.04	1.44	4.61	6.05	231.09
Primary	54.24	32.28	86.52	0.03	-	0.03	86.55
Secondary	54.22	27.59	81.81	0.36	-	0.36	82.17
Tertiary	46.95	9.76	56.71	1.05	4.61	5.66	62.36

INFORMATION AND COMMUNICATIONS TECHNOLOGY



-Free WiFi for All Project
-Government Network (GovNet)

V. WAY FORWARD / SUSTAINABILITY INITIATIVES



Zamboanga City is a formidable force in the information and communications technology (ICT) map of Mindanao and the Philippines, with almost a million people. The city is a thriving and competitive location for digital jobs. The size, quality and scalability of its human resource serve as foundation of the city's potential to effectively host small to large scale companies that provide and perform information and communications technology or ICT-driven services for international and local clients.

DIGITAL CITIES SCORECARD



Talent



Infrastructure



Cost



Business Environment

CMCI INDICATORS



ECONOMIC
DYNAMISM



GOVERNMENT
EFFICIENCY



INFRASTRUCTURE



RESILIENCY



INNOVATION

Source: cmci.dti.gov.ph



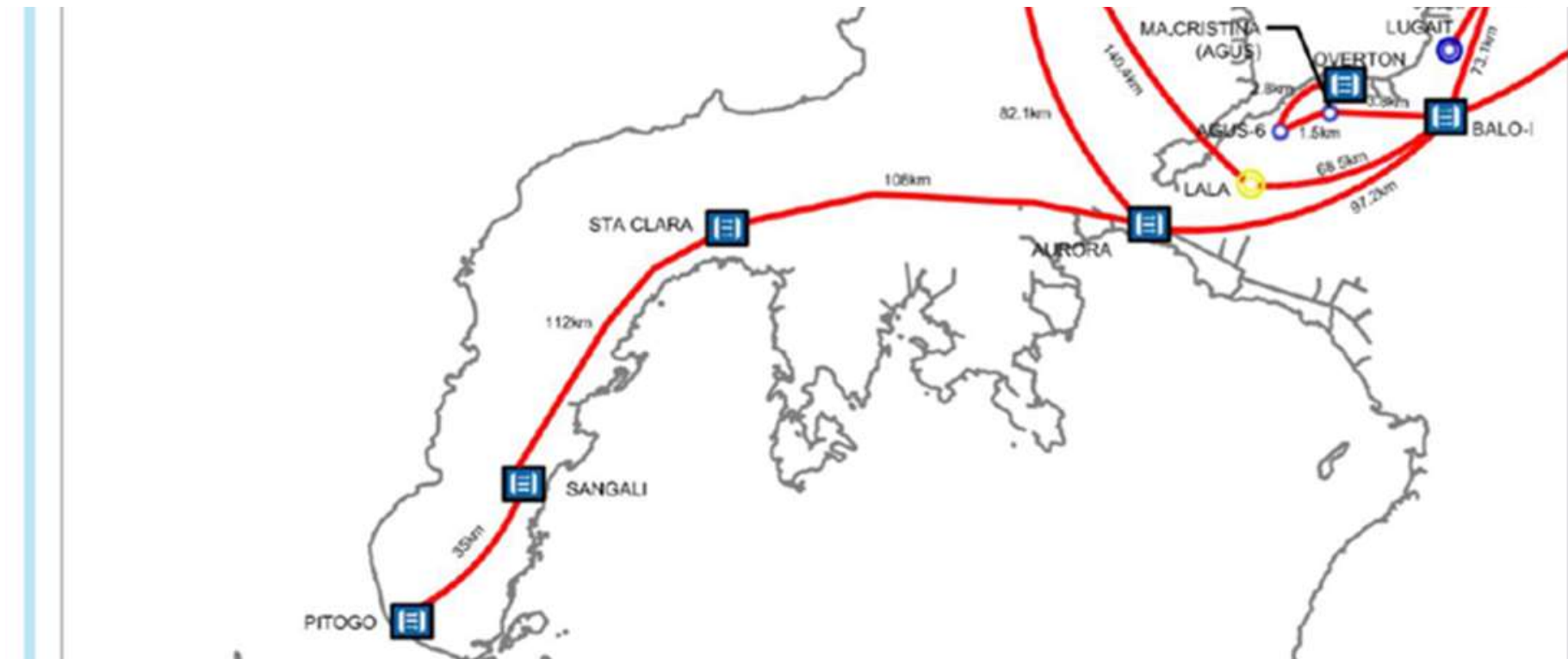
V. WAY FORWARD: PURSUE ZAMPEN'S **PROPOSED** PRIORITY PROJECTS



BFAR-Zamboanga Peninsula Integrated Fisheries Development Complex



New Zamboanga International Airport



National Broadband Network

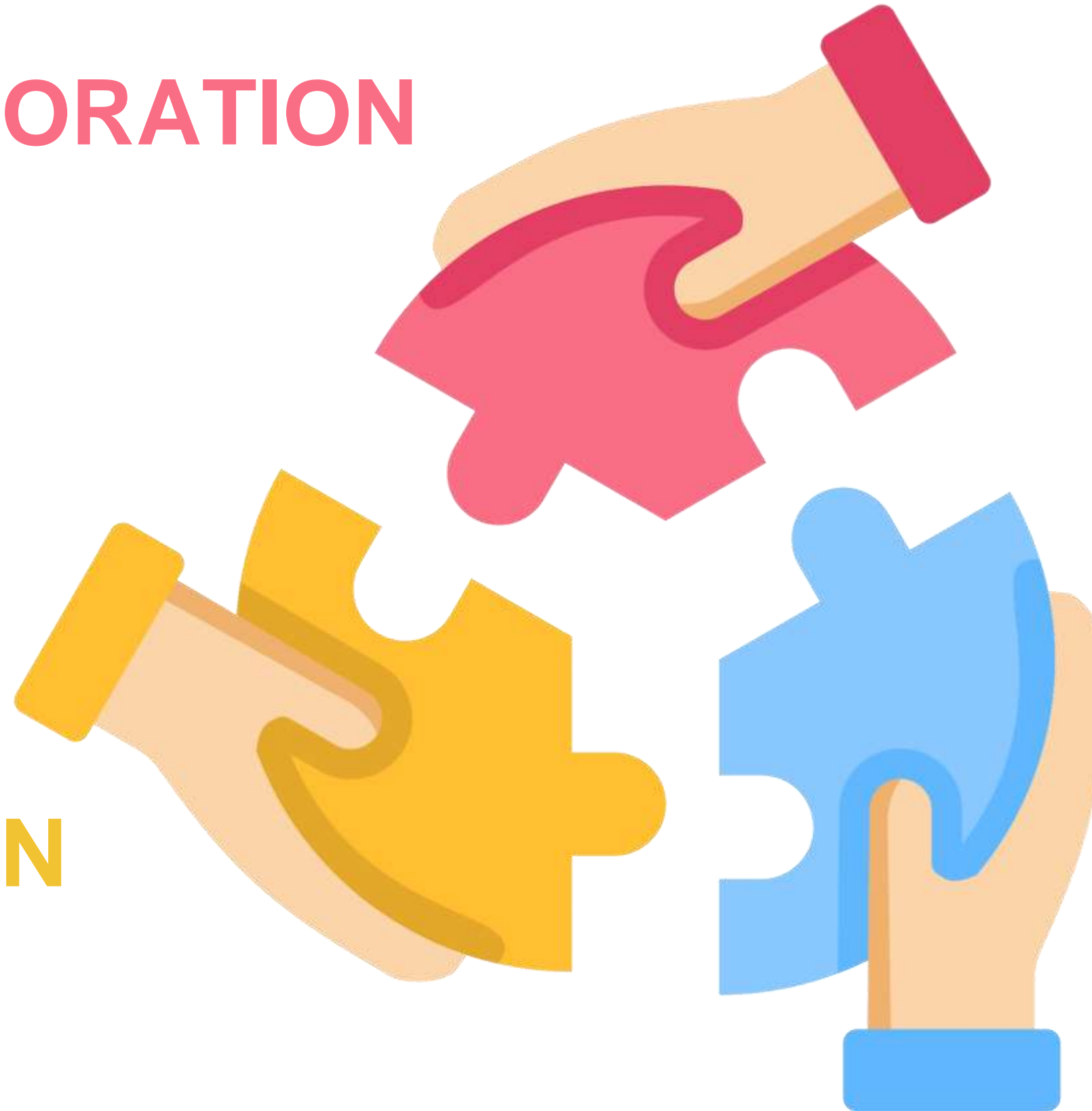


San Ramon Newport (ZAMBOECOZONE)

V. WAY FORWARD

COLLABORATION

INNOVATION



**STRATEGIC
INVESTMENTS**



THANK YOU.

Regional Development Council IX
President Corazon A. Aquino Regional Government Center
Balintawak, Pagadian City
Landline: (062) 913-0164, 913-0168
Website: nro9.neda.gov.ph
Email: ord@nro9.neda.gov.ph